





Top View



Front View

-  Gas supply line by specialist to left hand side or back left hand side of unit
-  Electrical supply by specialist to top of unit for light fitting



Side View

## 800 Built In Braai Body

© This drawing is copyright and remains the property of Signi Fires. It may not be retained, copied or used without written consent.

Minimum Chimney  
Internal size 350 \* 450 mm