


Top View

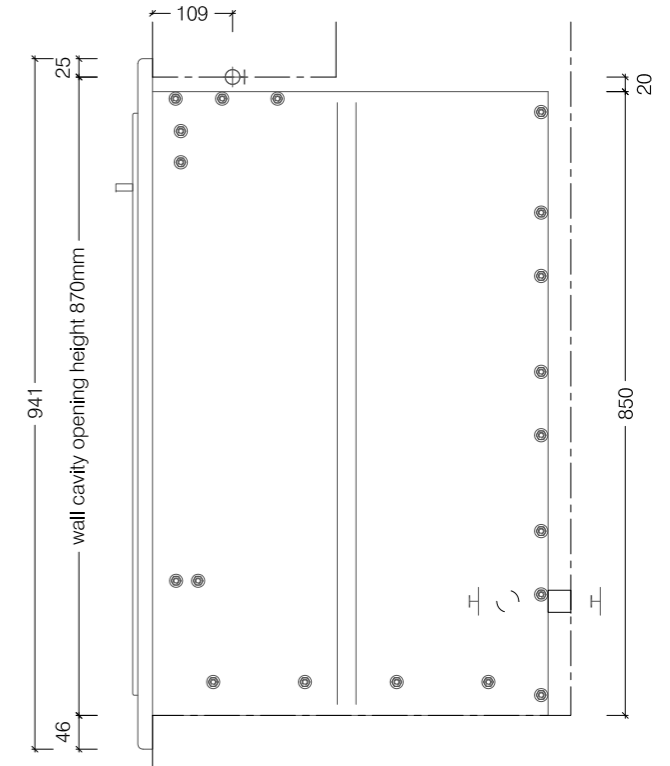
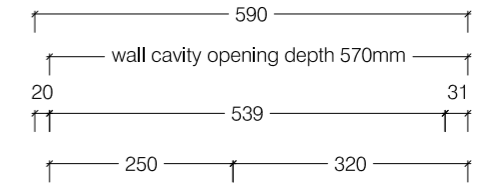


Front View



Gas supply line by specialist to left hand side or back left hand side of unit

Electrical supply by specialist to top of unit for light fitting



Side View

2000 Built In Braai Body

© This drawing is copyright and remains the property of Signi Fires. It may not be retained, copied or used without written consent.

Minimum Chimney Internal size
350 * 650 mm